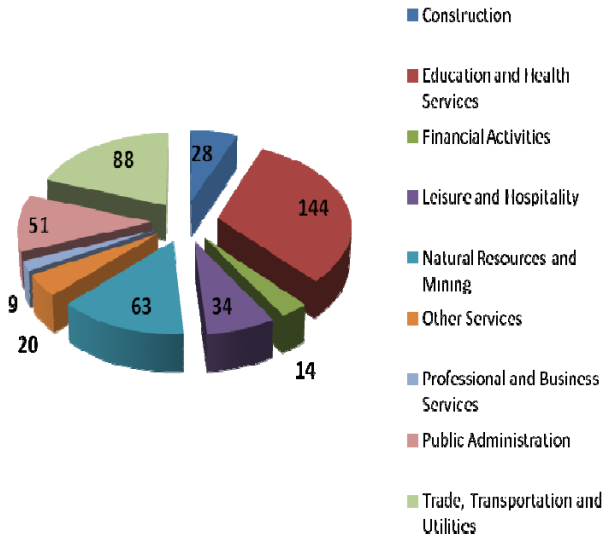


DICKENS COUNTY LABOR MARKET PROFILE:

JULY 7, 2010

Average Employment by Industry
Fourth Quarter 2009



Industry	Firms	Avg Emp	Total Wages	Avg Weekly Wages
Construction	5	28	\$283,486	\$788
Education and Health Services	7	144	\$961,033	\$513
Financial Activities	3	14	\$182,244	\$1,001
Leisure and Hospitality	5	34	\$95,675	\$216
Natural Resources and Mining	11	63	\$386,779	\$475
Other Services	7	20	\$71,356	\$274
Professional and Business Services	4	9	\$117,578	\$1,005
Public Administration	13	51	\$393,032	\$597
Trade, Transportation and Utilities	17	88	\$794,782	\$695

SOURCE: TWC Quarterly Census of Employment and Wages

May 2010	
Civilian Labor Force	975
Employment	889
Unemployment	86
Unemployment Rate	8.8

Source: TWC LAUS

The median age is 38.9 years, up from 38.3 in 2007.

Source: SitesonTexas.com, 2010

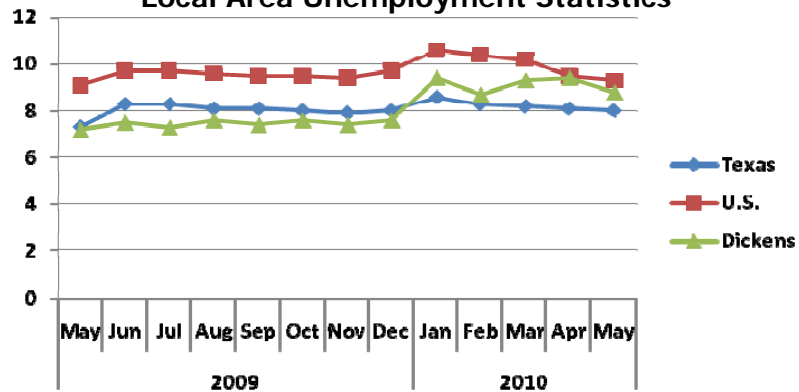
Dickens County Population	2009 Estimate	2014 Projection	Change 2009-2014
Total Population	2,502	2,479	-0.9%
Total Households	1,011	1,030	1.9%

DICKENS County Employers:

TWC indicates 66 business reporting units operating in Dickens County in the first quarter of 2008 with an average of 9.27 workers per unit.

Source: TWC SOCRATES CNP

Local Area Unemployment Statistics



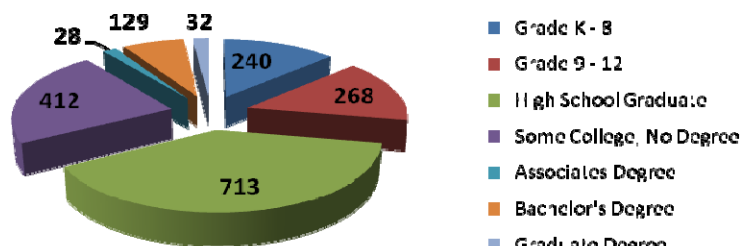
Source: TWC LAUS Not Seasonally Adjusted

Largest Employers in Dickens County:

- ❖ Cap Rock TV
- ❖ Spur Independent School Dist
- ❖ Caprock Cellular
- ❖ Dickens County Correctional Center

Source: TWC SOCRATES CNP

Educational Attainment of Population Over 25: 1,822 Persons



Source: SitesonTexas.com, 2010