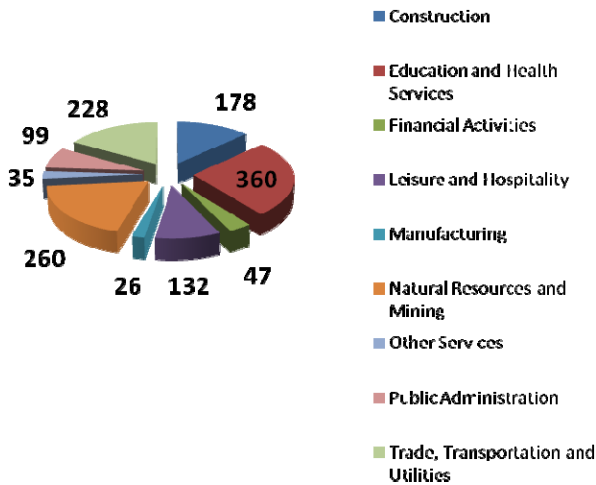


GARZA COUNTY LABOR MARKET PROFILE:

July 13, 2010

Average Employment by Industry Fourth Quarter 2009



Industry	Firms	Avg Emp	Total Wages	Avg Weekly Wages
Construction	16	178	\$2,150,389	\$931
Education and Health Services	11	360	\$2,428,100	\$519
Financial Activities	9	47	\$304,180	\$501
Leisure and Hospitality	10	132	\$413,058	\$241
Manufacturing	4	26	\$328,712	\$985
Natural Resources and Mining	34	260	\$2,977,085	\$880
Other Services	14	35	\$150,177	\$333
Public Administration	12	99	\$785,322	\$612
Trade, Transportation and Utilities	26	228	\$2,254,503	\$762

SOURCE: TWC Quarterly Census of Employment and Wages

May 2010	
Civilian Labor Force	2,429
Employment	2,294
Unemployment	135
Unemployment Rate	5.6

Source: TWC LAUS

The median age is 36.2 years, up from 34.4 years in 2007.

Source: SitesonTexas.com, 2010

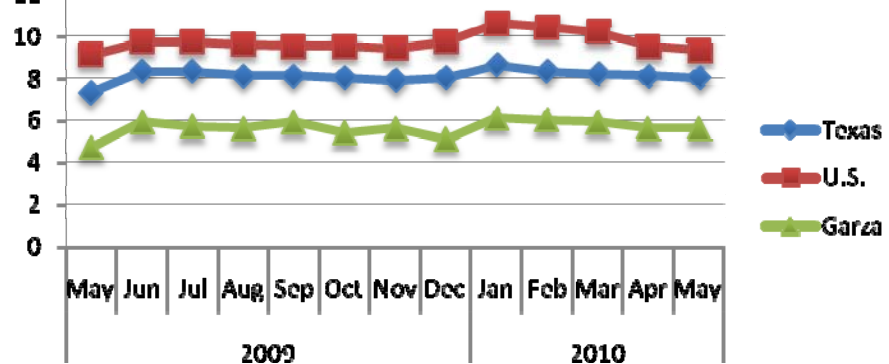
Garza County Population	2009 Estimate	2014 Projection	Change 2009-2014
Total Population	4,450	3,854	-13.4%
Total Households	1,692	1,739	2.8%

Garza County Employers:

TWC indicates 149 business reporting units operating in Garza County in the first quarter of 2008 with an average of 12.91 workers per unit.

Source: TWC SOCRATES CNP

LOCAL AREA UNEMPLOYMENT STATISTICS



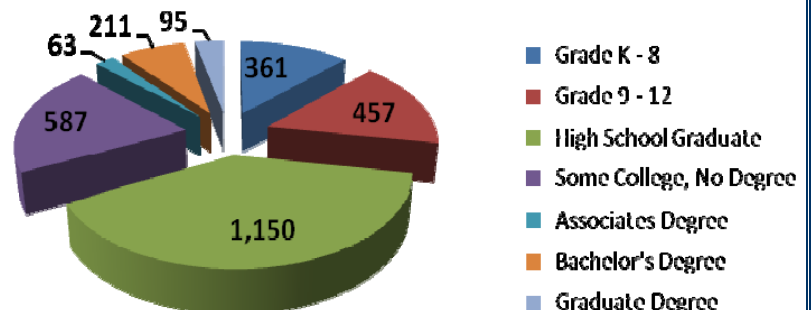
Source: TWC LAUS Not Seasonally Adjusted

Top Manufacturers in the Garza County Region:

- ❖ Close City
- ❖ Goetz Fibers
- ❖ WJC Inc
- ❖ Post Welding
- ❖ Cholla Petroleum
- ❖ Kinder Morgan
- ❖ Grassland CO-OP Gin
- ❖ Ammons Printing & Office Supplies

Source: SitesonTexas.com, 2010

Educational Attainment of Population Over 25: 2,924 Persons



Source: SitesonTexas.com, 2010