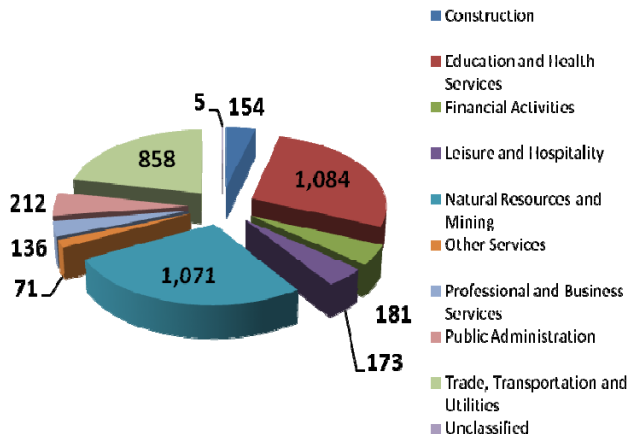


# LAMB COUNTY LABOR MARKET PROFILE:

JULY 8, 2010

## Average Employment by Industry Fourth Quarter 2009



Industry	Firms	Avg. Emp.	Total Wages	Avg Weekly Wages
Construction	26	154	\$1,340,422	\$668
Education and Health Services	26	1,084	\$8,272,427	\$587
Financial Activities	23	181	\$2,013,627	\$857
Leisure and Hospitality	23	173	\$419,757	\$186
Natural Resources and Mining	210	1,071	\$7,740,363	\$556
Other Services	21	71	\$371,192	\$400
Professional and Business Services	28	136	\$1,952,274	\$1,104
Public Administration	22	212	\$1,752,743	\$635
Trade, Transportation and Utilities	85	858	\$8,191,902	\$734
Unclassified	5	5	\$43,618	\$719

SOURCE: TWC Quarterly Census of Employment and Wages

May 2010	
Civilian Labor Force	6,923
Employment	6,416
Unemployment	507
Unemployment Rate	7.3
TWC LAUS	

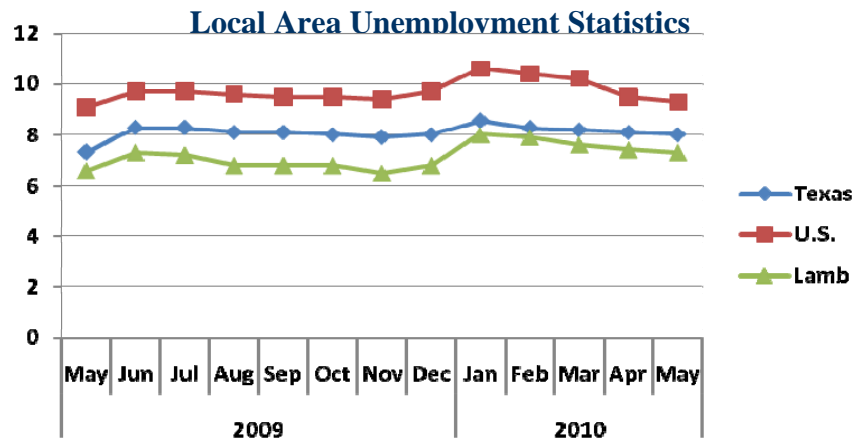
The Median age is 36.8 years, up from 36.3 in 2007.

Source: SitesonTexas.com, 2010

Lamb County Population	2009 Estimate	2014 Projection	Change 2009 to 2014
Total Population	13,528	12,812	-5.3%
Total Households	5,381	5,417	0.7%

### Lamb County Employers:

TWC indicates 508 business reporting units operating in Lamb County in the first quarter of 2008 with an average of 9.53 workers per unit.

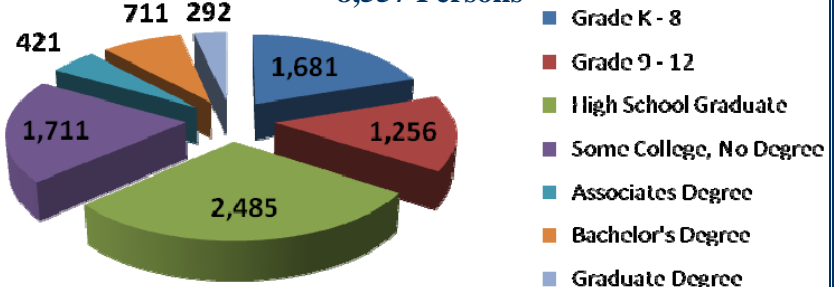


Source: TWC LAUS Not Seasonally Adjusted

### Top Employers in Lamb County:

- ❖ American Cotton Growers
- ❖ Xcel Energy
- ❖ Security State Bank
- ❖ Wilbur Ellis Co
- ❖ Olton Grain Co-op Gin
- ❖ First Federal Bank
- ❖ Savage-Tolk Energy Svc
- ❖ Lamb County Electric CO-OP Inc
- ❖ Southwestern Public Svc Power
- ❖ Friona Industries LP
- ❖ First United Bank
- ❖ Central Compress & Warehouse
- ❖ Valley Ag Electric

### Educational Attainment of Population Over 25: 8,557 Persons



Source: SitesonTexas.com, 2010