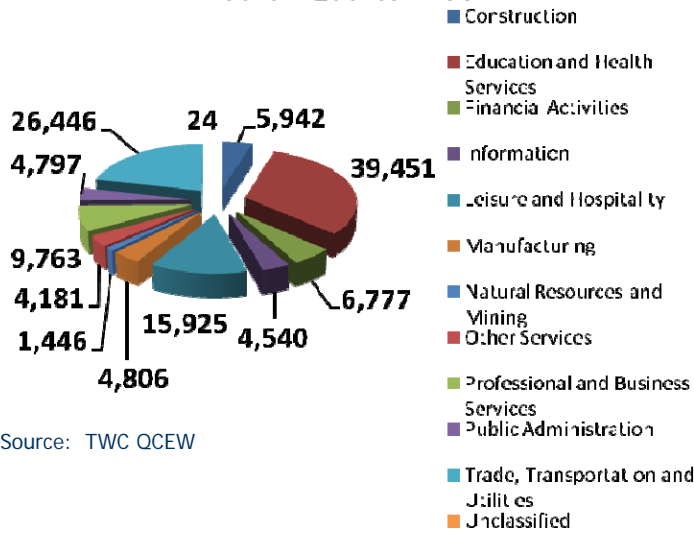


LUBBOCK COUNTY LABOR MARKET PROFILE:

July 13, 2010

Average Employment by Industry
Fourth Quarter 2009



Source: TWC QCEW

Industry	Firms	Avg Emp	Total Wages	Average Weekly Wages
Construction	648	5,942	\$68,481,880	\$887
Education and Health Services	773	39,451	\$439,512,759	\$857
Financial Activities	712	6,777	\$78,871,357	\$895
Information	87	4,540	\$46,123,641	\$782
Leisure and Hospitality	501	15,925	\$57,650,631	\$278
Manufacturing	247	4,806	\$52,303,090	\$837
Natural Resources and Mining	237	1,446	\$12,957,183	\$689
Other Services	634	4,181	\$26,514,615	\$488
Professional and Business Services	946	9,763	\$90,500,203	\$713
Public Administration	64	4,797	\$55,966,861	\$897
Trade, Transportation and Utilities	1,296	26,446	\$228,608,915	\$665
Unclassified	13	24	\$263,822	\$857

May 2010	
Civilian Labor Force	145,359
Employment	137,072
Unemployment	8,287
Unemployment Rate	5.7

The median age is 31.3 years, up from 31.2 years in 2007.

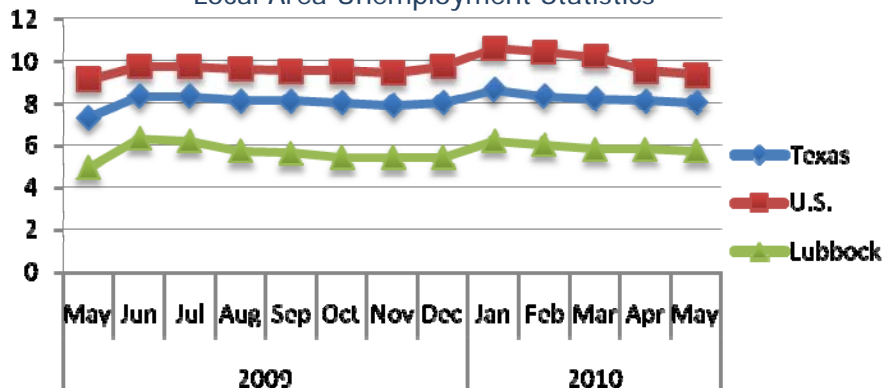
Source: SitesonTexas.com, 2010

Lubbock County Population Estimates	2009 Estimate	2014 Projection	Change 2009-2014
Total Population	272,430	300,214	10.2%
Total Households	96,455	89,628	-7.1%

Lubbock County Employers:
The TWC indicates 6,108 business reporting units operating in Lubbock County in the first quarter of 2008 with an average of 19.58 workers per unit.

TWC SOCRATES CNP

Local Area Unemployment Statistics



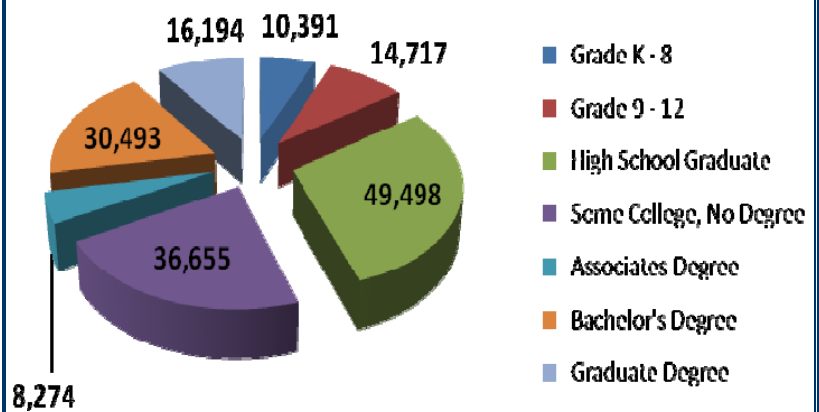
Source: TWC LAUS Not Seasonally Adjusted

Top Manufacturers in Lubbock County:

- ❖ Tyco Fire Products
- ❖ X-Fab Texas
- ❖ Industrial Molding Corp
- ❖ United Supermarket
- ❖ Watson Sysco Food Svc Inc
- ❖ Pyco
- ❖ Scott Manufacturing Inc
- ❖ Coca-Cola Bottling CO
- ❖ Mrs Baird's Bakeries Inc
- ❖ Lummus Corporation
- ❖ W & W Steel Co
- ❖ Beck Steel Inc.

TWC SOCRATES CNP

Educational Attainment of Population Over 25: 166,222 Persons



Source: SitesonTexas.com, 2010