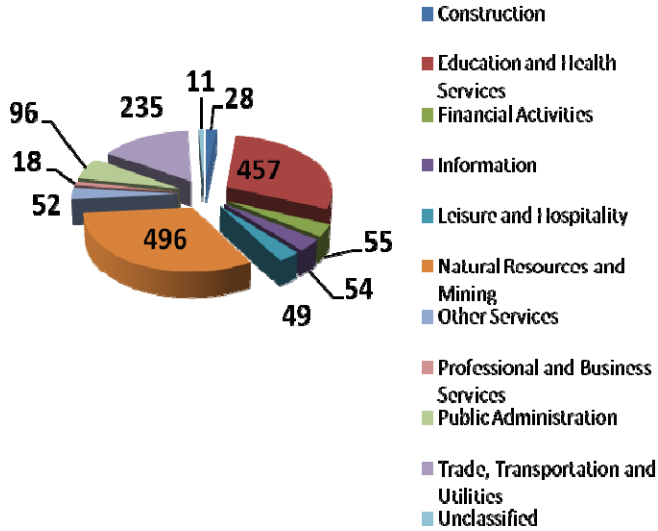


LYNN COUNTY LABOR MARKET PROFILE:

July 12, 2010

Average Employment by Industry Fourth Quarter 2009



Industry	Firms	Avg Emp	Total Wages	Avg Weekly Wages
Construction	8	28	\$233,694	\$634
Education and Health Services	14	457	\$3,232,306	\$544
Financial Activities	18	55	\$531,085	\$738
Information	3	54	\$674,275	\$961
Leisure and Hospitality	9	49	\$106,418	\$168
Natural Resources and Mining	101	496	\$3,295,862	\$511
Other Services	8	52	\$297,921	\$444
Professional and Business Services	8	18	\$111,694	\$486
Public Administration	17	96	\$702,456	\$563
Trade, Transportation and Utilities	21	235	\$2,356,749	\$770
Unclassified	4	11	\$53,387	\$373

SOURCE: TWC Quarterly Census of Employment and Wages

May 2010	
Civilian Labor Force	2,885
Employment	2,668
Unemployment	217
Unemployment Rate	7.5

Source: TWC LAUS

The median age is 39.3 years, up from 36.1 in 2007.

Source: SitesonTexas.com, 2010

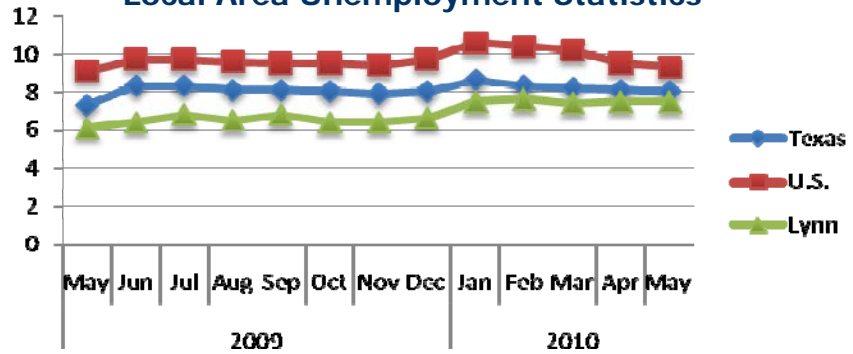
Lynn County Population	2009 Estimate	2014 Projection	Change 2009-2014
Total Population	5,398	4,448	17.6%
Total Households	2,383	2,408	1.1%

Lynn County Employers:

TWC indicates 206 business reporting units operating in Lynn County in the first quarter of 2008 with an average of 6.4 workers per unit.

Source: TWC SOCRATES CNP

Local Area Unemployment Statistics



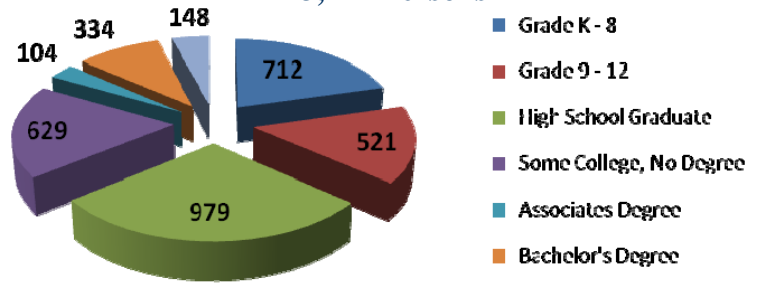
Source: TWC LAUS Not Seasonally Adjusted

Top Manufacturers in the Lynn County Region:

- ❖ Mitsubishi Power Systems
- ❖ Montgomery Seed & Delinting
- ❖ Organic Essentials
- ❖ All Star Signs
- ❖ Cake Palace
- ❖ Cotton Plus Limited

Source: SitesonTexas.com, 2010

Educational Attainment of Population Over 25: 3,427 Persons



Source: SitesonTexas.com