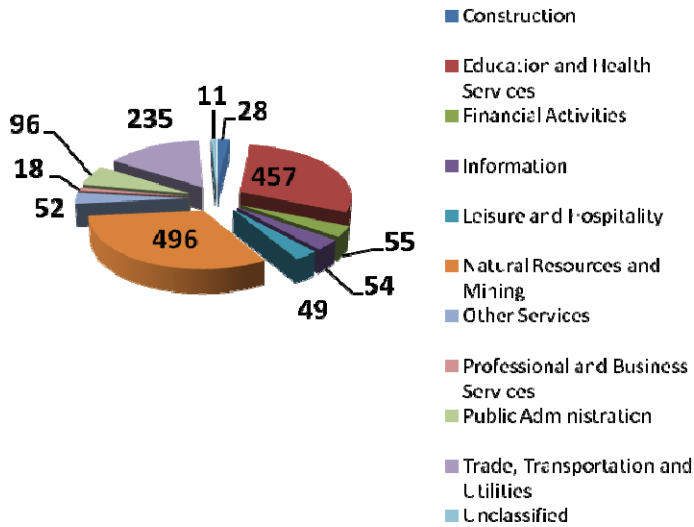


YOAKUM COUNTY LABOR MARKET PROFILE:

July 13, 2010

Average Employment by Industry
Fourth Quarter 2009



Industry	Firms	Avg Emp	Total Wages	Avg Weekly Wages
Construction	8	28	\$233,694	\$634
Education and Health Services	14	457	\$3,232,306	\$544
Financial Activities	18	55	\$531,085	\$738
Information	3	54	\$674,275	\$961
Leisure and Hospitality	9	49	\$106,418	\$168
Natural Resources and Mining	101	496	\$3,295,862	\$511
Other Services	8	52	\$297,921	\$444
Professional and Business Services	8	18	\$111,694	\$486
Public Administration	17	96	\$702,456	\$563
Trade, Transportation and Utilities	21	235	\$2,356,749	\$770
Unclassified	4	11	\$53,387	\$373

SOURCE: TWC Quarterly Census of Employment and Wages

May 2010	
Civilian Labor Force	4,113
Employment	3,835
Unemployment	278
Unemployment Rate	6.8

Source: TWC LAUS

The median age is 35.2 years, up from 34.4 years in 2008.

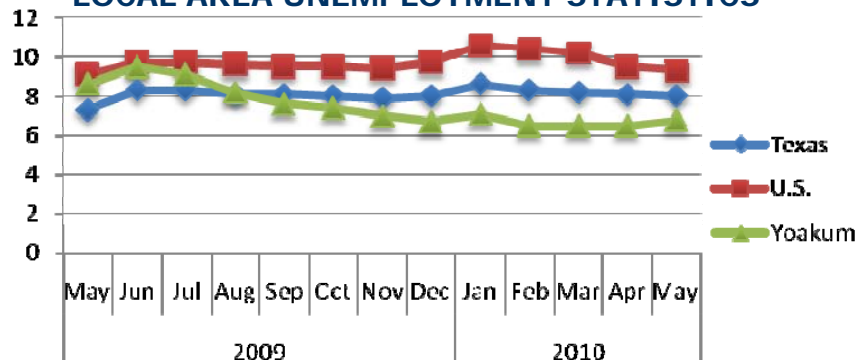
Source: SitesonTexas.com, 2010

YOAKUM County Population	2009 Estimate	2014 Projection	Change 2009-2014
Total Population	7,706	8,430	9.4%
Total Households	2,505	2,534	1.2%

Employers:
TWC indicates 302 business reporting units operating in Yoakum County in the fourth quarter of 2009 with an average of 10.79 workers per unit.

Source: TWC Quarterly Census of Employment and Wages

LOCAL AREA UNEMPLOYMENT STATISTICS



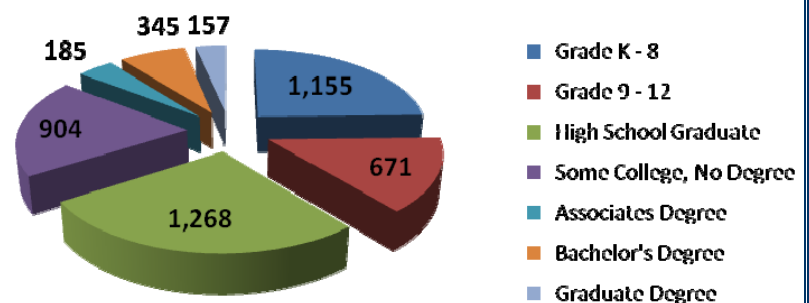
Source: TWC LAUS Not Seasonally Adjusted

Top Manufacturers for the Yoakum Region:

- ❖ State Rubber & Environ Solutions
- ❖ Southwest Spices
- ❖ Sun-cot Gin Inc
- ❖ Lufkin Services
- ❖ New-Tex Gin Inc
- ❖ Re-New Pump & Supply Inc
- ❖ Yoakum County Co-op Gin
- ❖ United Machine & Tool Co
- ❖ Occidental Permian Ltd

Source: SitesonTexas.com, 2010

Educational Attainment of Population Over 25: 4,685 Persons



Source: SitesonTexas.com, 2010